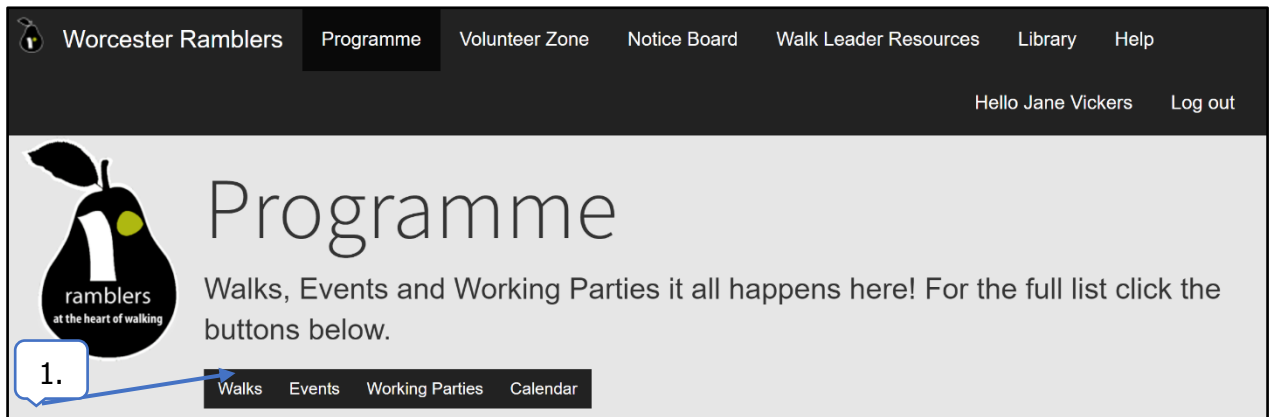




Worcester Ramblers – How to upload Risk Assessment to your walk

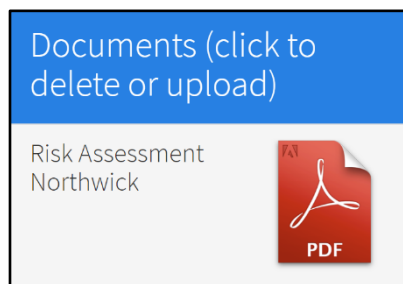
1. Login to Worcester Ramblers <https://worcesterramblers.org.uk/Home/Index> > click on Programme > Walks



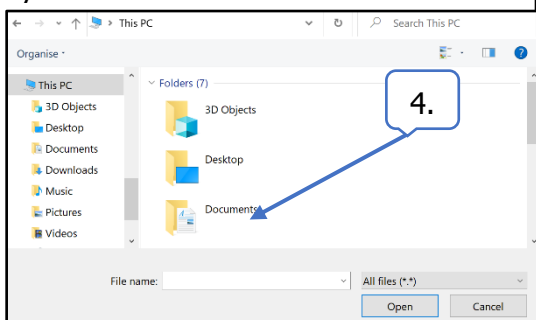
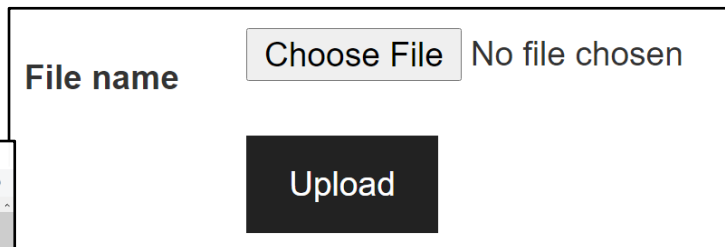
2. My Walks you will see your walk listed.



3. Click on details and all your walk details will show > click on Documents (click to delete or upload)



4. Click on Upload > then Choose File, By default your computer will take you to Documents



5. Click on your Risk Assessment > click open > upload

This **How to do** document assumes you are running Windows 10 on your computer.